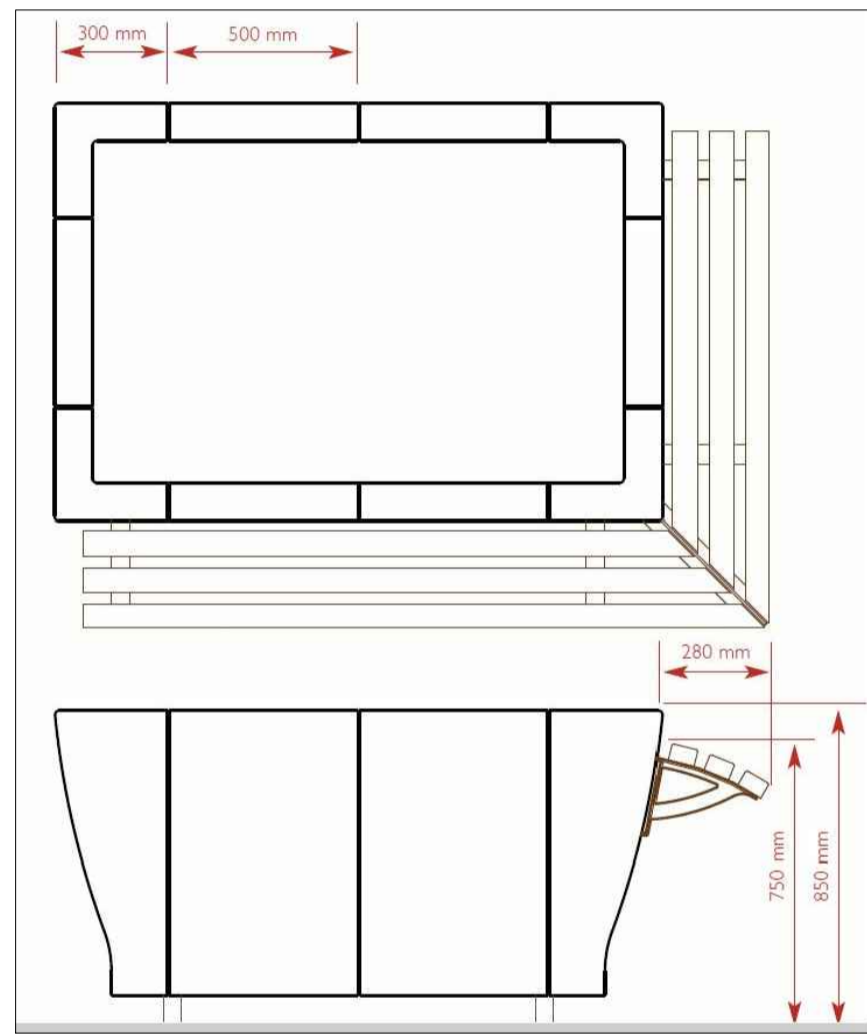



TYPICAL BENCH SEATING

Scale: 1:20



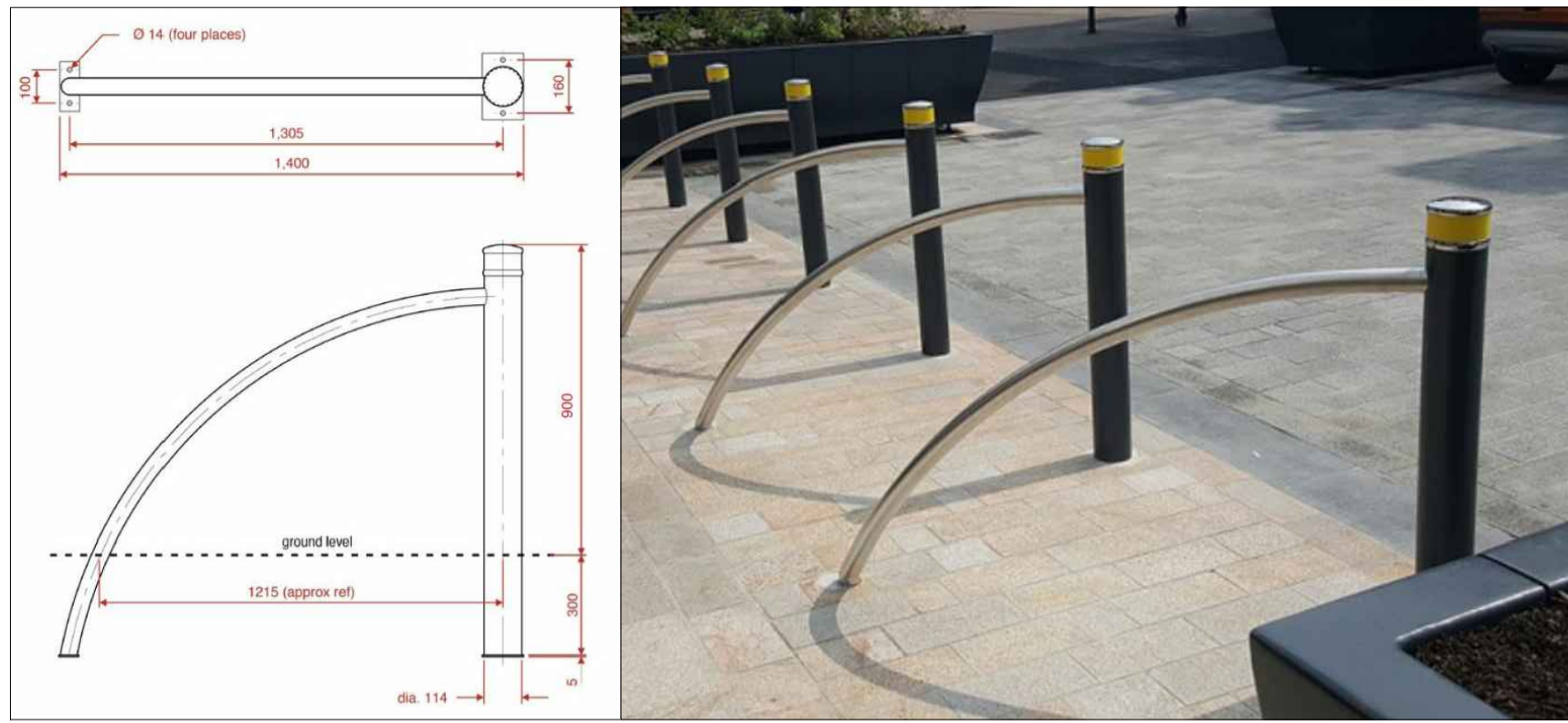
TYPICAL PLANTER

Scale: 1:20




Indicative Paving Layout to Footway, Natural Stone Swatches;

NATURAL STONE PAVING



TYPICAL CYCLE STAND

Scale: 1:20



TYPICAL BOLLARD

Scale: 1:20



TYPICAL LITTER / RECYCLING BIN

Scale: 1:20



TYPE 1 & 2 - Granite Silver Grey Mix paving slabs and setts to Footway

Scale: 1:20

Copyright. All Rights Reserved.  
This work is copyright and cannot be re-produced or copied in any form or by any means, graphic, electronic or mechanical including photocopying without the written permission of the originator. Any reuse, reuse or reprint, to use this document for any purpose whatsoever is restricted to the terms of the agreement or implied agreement between the originator and the instructing party.  
Unless otherwise stated all dimensions are in millimeters. Where dimensions are not given, drawings must not be scaled and the master must be referred to the Landscape Architect. If the drawing includes conflicting details/dimensions the master must be referred to the Landscape Architect. All dimensions must be checked on site. The Landscape Architect must be informed, by the Contractor, of any discrepancies before work proceeds.  
THIS DRAWING IS TO BE READ IN CONJUNCTION WITH RELEVANT CONSULTANT'S DRAWINGS.

**NOTE:**  
• ALL PRODUCTS ARE INDICATIVE AND SUBJECT TO DETAIL DESIGN AND COSTING.

Planning Issue	LR	Feb 2022	X
Revision Details	By	Date	Rev
	Check		

Status: **PLANNING**

**ph** Park Hood  
Chartered Landscape Architects

Hawarden House, 163 Upper Newtownards Road, Belfast, BT4 3HZ  
T: +44 (0)28 9029 8020 E: info@parkhood.com parkhood.com



Client: **Westmeath County Council**

Project: **Castlepollard Regeneration Project**  
Castlepollard, Westmeath

Title: **Typical Landscape Details**

Scale@A1: As Shown Date: **February 2022**

Dwg.no: **7192-L-2020**