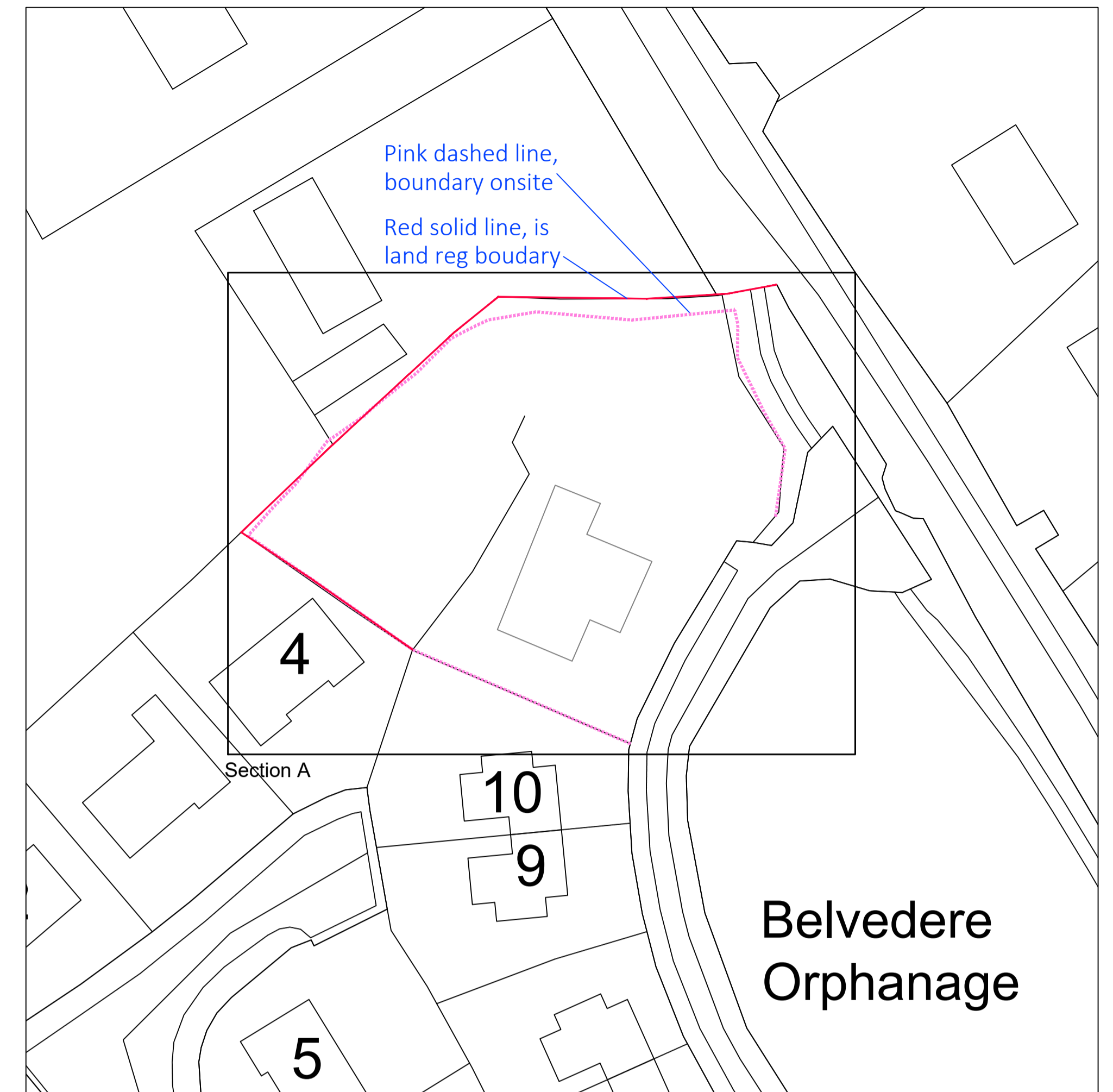


1 EXISTING TREE LAYOUT - Category Grade
Scale: 1:250

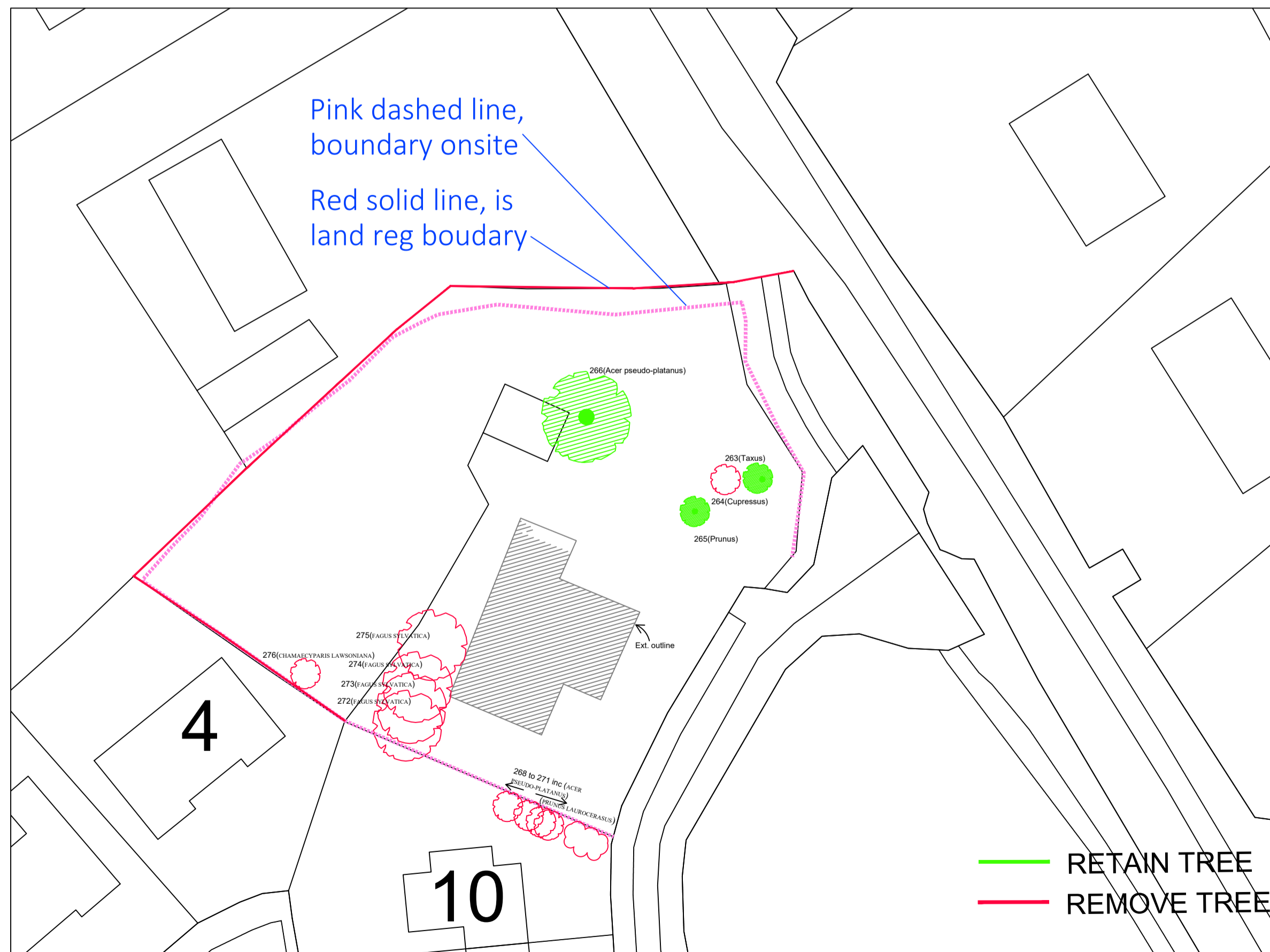
EXISTING TREE CODES:

1: Category C (Red); Category B (N/A); Category A (Green):

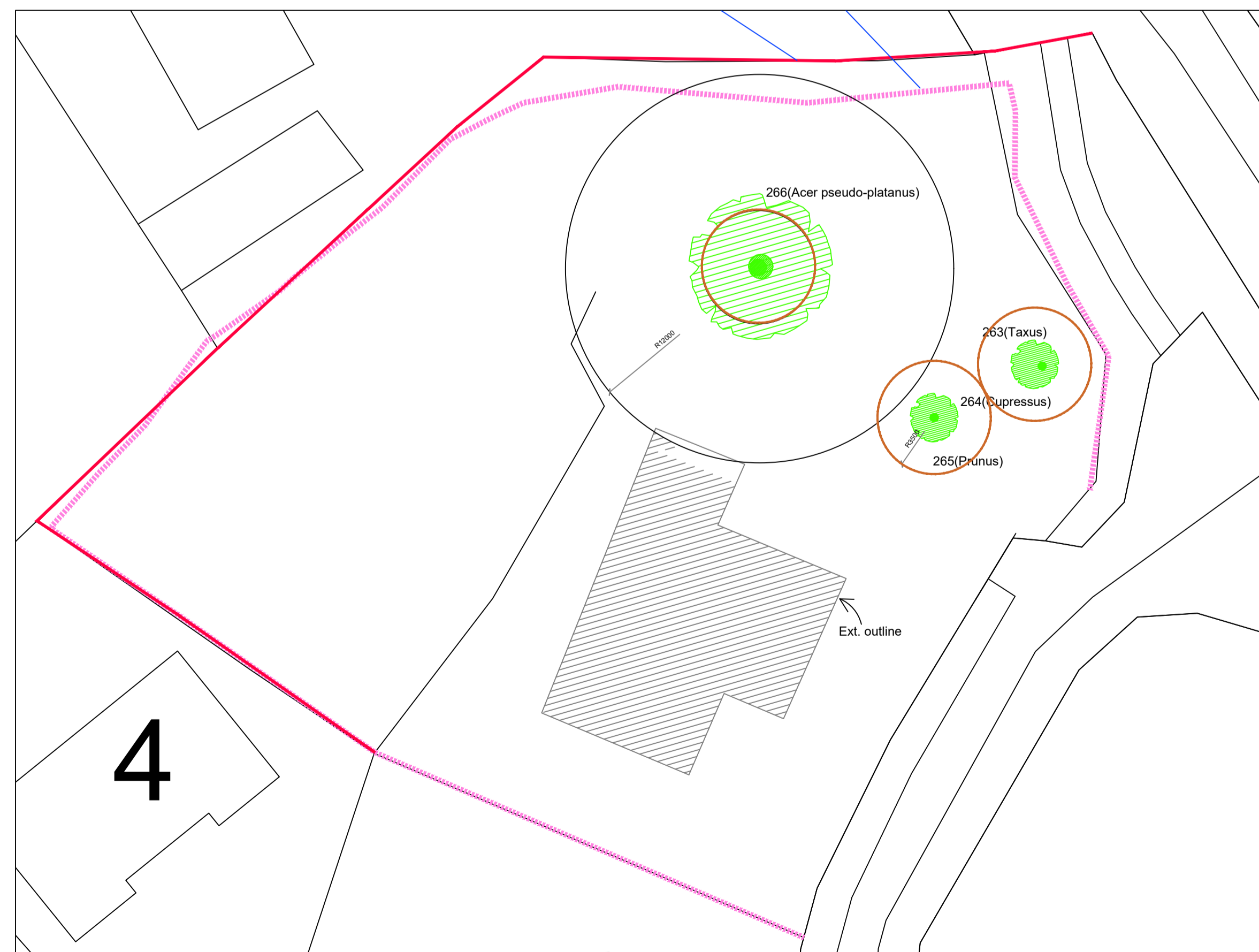
263	TAXUS	YEW	A
264	CUPRESSUS	CYPRESS	C
265	PRUNUS	COPPER	A
266	ACER PSEUDOPLATANUS	SYCAMORE	A
267	FAGUS SYLVATICA	BEECH	C
268	ACER PSEUDOPLATANUS	SYCAMORE	C
269	ACER PSEUDOPLATANUS	SYCAMORE	C
270	ACER PSEUDOPLATANUS	SYCAMORE	C
271	ACER PSEUDOPLATANUS	SYCAMORE	C
272	FAGUS SYLVATICA	BEECH	C
273	FAGUS SYLVATICA	BEECH	C
274	FAGUS SYLVATICA	BEECH	C
275	FAGUS SYLVATICA	BEECH	C
276	CHAMAECYPARIS LAWSONIANA	CYPRESS	A



4 KEY PLAN
Scale: 1:500



2 IMPACT PLAN LAYOUT
Scale: 1:250



3 PROPOSED TREE LAYOUT
Scale: 1:250

Funded by the Irish Government under Rebuilding Ireland, Action Plan for Housing and Homelessness.



WESTMEATH HOUSING DESIGN TEAM
WESTMEATH COUNTY COUNCIL,
CIVIC CENTRE, CHURCH ST.,
ATHLONE, N37 P215
Phone: 08664 42100
Web: www.westmeathcoco.ie

PROJECT:
CONSTRUCTION OF 6 HOUSES AT TYRELLSPASS

TITLE:
ARBORIST REPORT
METHOD STATEMENT DRAWINGS

Scale: @ A1 As Indicated
Datum: MALIN
Date: 12.07.22

Drawing No: 105_01_200
Stage: Planning
Revision: -

Surveyed	Drawn	Checked	Approved
MK	CH	Bc/99099	

File Name and Directory:
B11-Capital Schemes\105-Belvedere Orphanage\105-Belvedere Orphanage\ADMIN\12_Site\12_Arborist\105_01_200_Arborist Report.dwg