
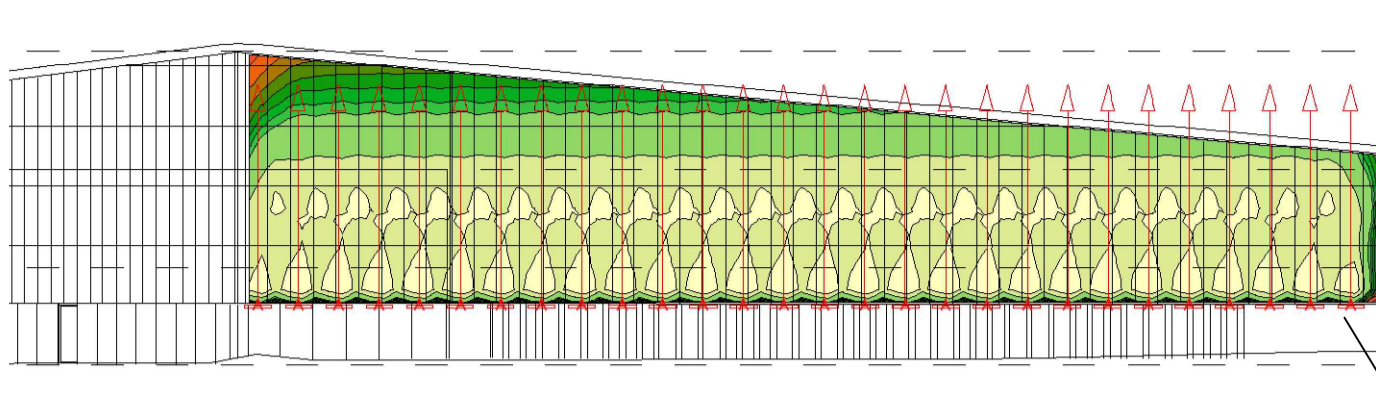
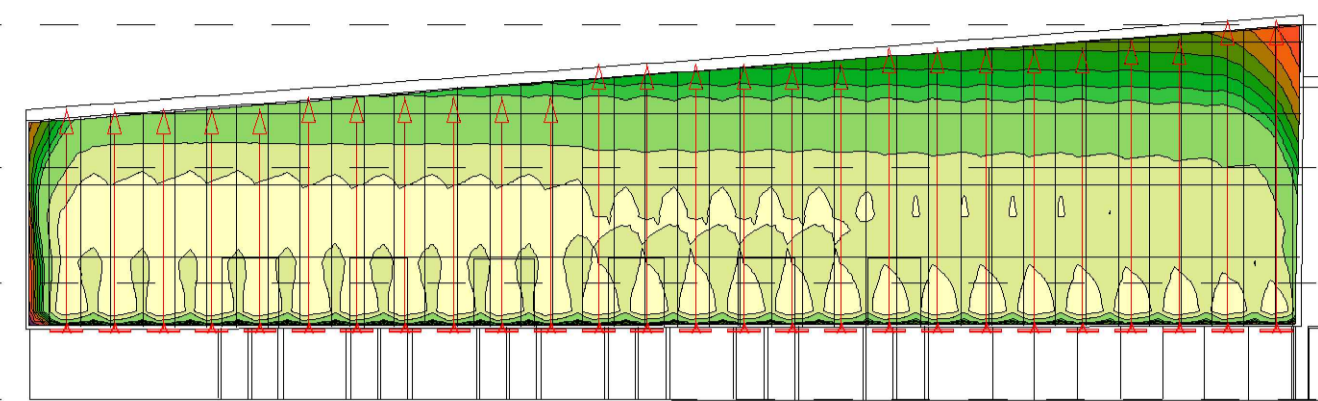
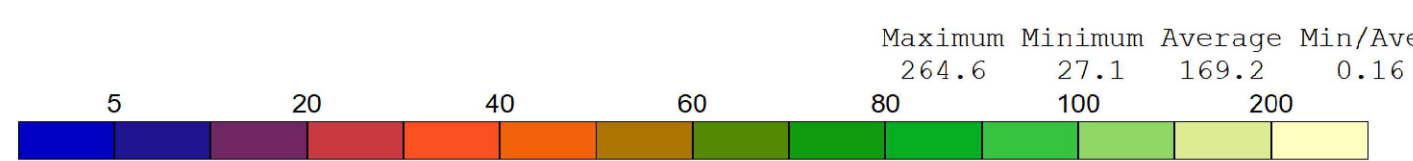
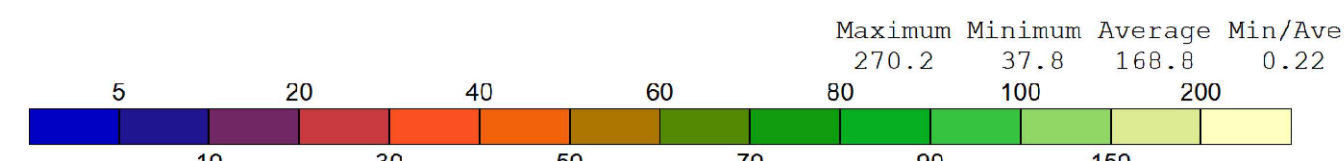


**NORTH FACADE
RGBW LIGHTING RESULTS:**



**EXAMPLE OF COLOUR CHANGING
LUMINAIRE ON FACADE OF MUNICH
FOOTBALL STADIUM**

LUMINAIRE LEGEND	
EX-1	HIGH PERFORMANCE OUTDOOR 60W LED POST-TOP 10,000lm LUMINAIRE 3000K IP66 MOUNTING HEIGHT 6m
EX-2	HIGH EFFICIENCY 72W LED POST-TOP 9,400lm LUMINAIRE 3000K IP66 MOUNTING HEIGHT 6m
EX-3	HIGH EFFICIENCY OUTDOOR 72W LED POST-TOP 9,400lm LUMINAIRE 3000K IP66 MOUNTING HEIGHT 6m
EX-4	HIGH EFFICIENCY OUTDOOR LED WALL-MOUNTED 2,000lm LUMINAIRE 3000K IP66 MOUNTING HEIGHT 3m
EX-5	HIGH EFFICIENCY OUTDOOR 18W LED WALL-MOUNTED 2,385lm LUMINAIRE 3000K IP66 MOUNTING HEIGHT 3m
EX-6	OUTDOOR 17.2W LED POST-TOP 2,000lm LUMINAIRE 3000K IP66
EX-7	HIGH EFFICIENCY OUTDOOR 56W LED 9,400lm LUMINAIRE 3000K IP66

EXTERNAL LIGHTING NOTES

THE EXTERNAL LIGHTING INSTALLATION SHALL BE CONTROLLED IN LINE WITH THE BELOW.

- SECURITY LIGHTING MOUNTED CLOSE TO BUILDING PERIMETER SHALL LIGHT UP PATHWAYS AROUND THE PERIMETER OF THE BUILDING AND ENTRANCE DOORS TO THE BUILDING. LIGHTING ONLY REQUIRED DURING HOURS OF DARKNESS WHEN THE BUILDING IS NOT IN USE.
- CAR PARK AND PATH LIGHTING - LIGHTING ONLY REQUIRED DURING HOURS OF DARKNESS WHEN THE BUILDING IS IN USE.

IN ADDITION TO THE NORMAL MANUAL LIGHTING CONTROLS PROVIDED, SEPARATE TIME CLOCK AND PHOTO CELL CONTROLS SHALL BE PROVIDED ON THE SECURITY LIGHTING AND CAR PARK ZONES. THESE SHALL BE INCORPORATED INTO THE DESIGN DEVELOPMENT. TIME CLOCK AND PHOTO CELL CONTROL SHALL BE PROVIDED ON THE EXTERNAL LIGHTING DISTRIBUTION BOARD AND MINI PILLARS.

FACADE ILLUMINATION

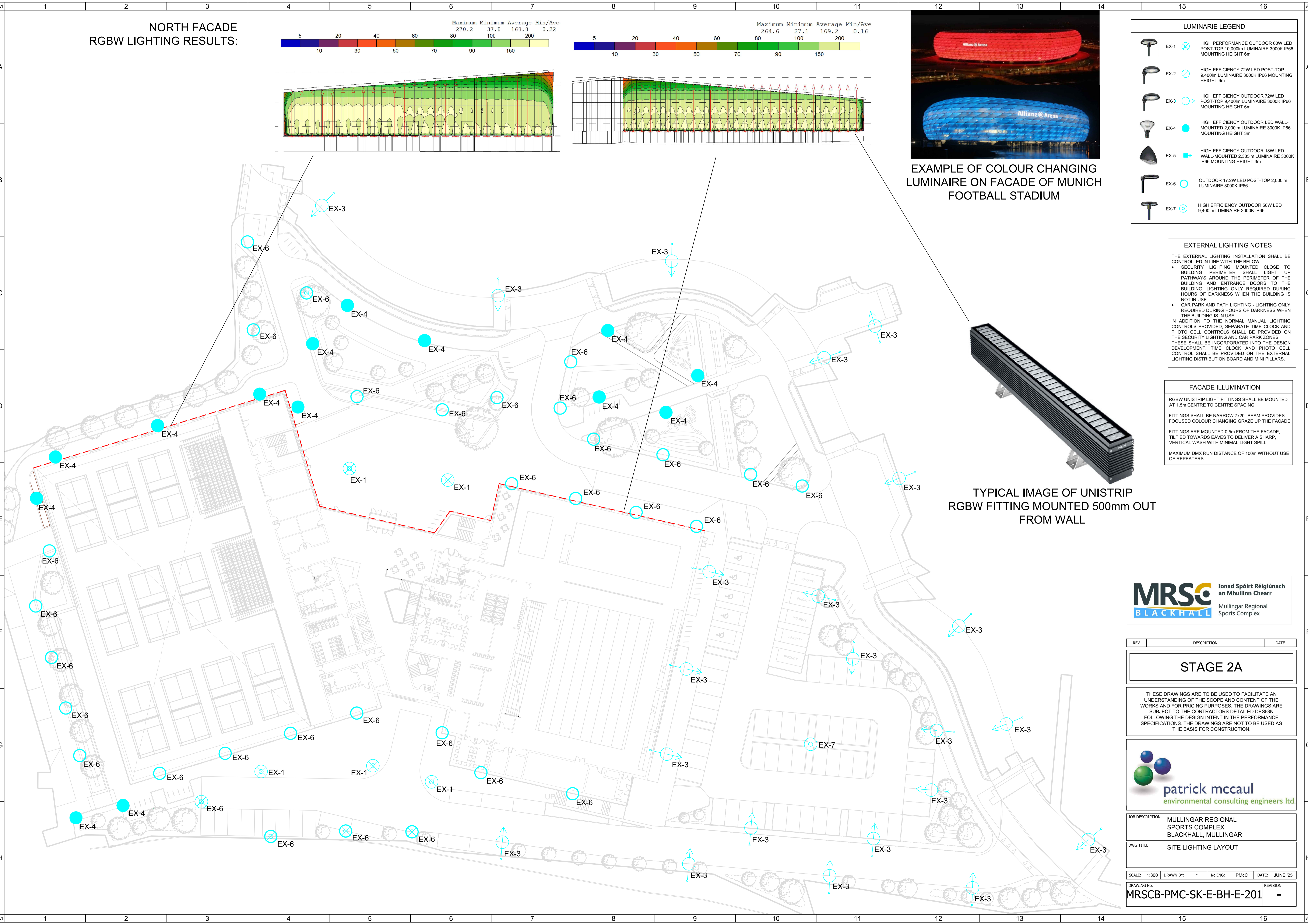
RGBW UNISTRIP LIGHT FITTINGS SHALL BE MOUNTED AT 1.5m CENTRE TO CENTRE SPACING.

FITTINGS SHALL BE NARROW 7x20" BEAM PROVIDES FOCUSED COLOUR CHANGING GRAZE UP THE FACADE.

FITTINGS ARE MOUNTED 0.5m FROM THE FACADE, TILTED TOWARDS EAVES TO DELIVER A SHARP, VERTICAL WASH WITH MINIMAL LIGHT SPILL.

MAXIMUM DMX RUN DISTANCE OF 100m WITHOUT USE OF REPEATERS

**TYPICAL IMAGE OF UNISTRIP
RGBW FITTING MOUNTED 500mm OUT
FROM WALL**



MRSO BLACKHALL Ionad Spóirt Réigiúnach an Mhuilinn Chearr
Mullingar Regional Sports Complex

REV	DESCRIPTION	DATE
STAGE 2A		

THESE DRAWINGS ARE TO BE USED TO FACILITATE AN UNDERSTANDING OF THE SCOPE AND CONTENT OF THE WORKS AND FOR PRICING PURPOSES. THE DRAWINGS ARE SUBJECT TO THE CONTRACTORS DETAILED DESIGN FOLLOWING THE DESIGN INTENT IN THE PERFORMANCE SPECIFICATIONS. THE DRAWINGS ARE NOT TO BE USED AS THE BASIS FOR CONSTRUCTION.

patrick mccaull
environmental consulting engineers ltd.

JOB DESCRIPTION	MULLINGAR REGIONAL SPORTS COMPLEX BLACKHALL, MULLINGAR
DWG TITLE	SITE LIGHTING LAYOUT

SCALE: 1:300	DRAWN BY: *	U/C ENG: PMcC	DATE: JUNE '25
--------------	-------------	---------------	----------------

DRAWING No:	REVISION
MRSCB-PMC-SK-E-BH-E-201	-